

SPECIFICATION SHEET

CAST SLIT WITH ENCLOSURE [Class 2]

Index # 11, Rev-15

Page 1 of 3

MATERIAL OPTIONS:

CAST SLIT BURNER: Black Powder Coated Steel (Stainless Steel upon request)

STANDARD ENCLOSURE UNIT (INC Gather): Black Powder Coated Steel

ENCLOSURE FASCIA OPTIONS : Powder Coated Flat Black, Raised Silver or Ivory Gold, Brushed Stainless Steel.

STONE FASCIA OPTIONS: The Flat Black Fascia can be fitted with a 4pc Stone Fascia - Limestone, White Madre Perle or Black Granite

CE APPROVAL:

Currently CE tested, approved and available for the following countries:

NG-I2H-G20-20mBar - UK, EIRE, AUSTRIA, DENMARK, SPAIN, FINLAND, ITALY, PORTUGAL & SWEDEN, NORWAY

LPG-I3P(37)-G31-37mBar - UK, EIRE, SPAIN, BELGIUM & PORTUGAL.

DIMENSIONS:

Overall dimensions of the surround (Stone Fascia): HEIGHT: 460mm x WIDTH: 750mm x DEPTH: 20mm

Overall dimensions of the surround (Flat Metal Fascia): HEIGHT: 455mm x WIDTH: 745mm x DEPTH: 2mm

Overall dimensions of the surround (Raised Metal Fascia): HEIGHT: 455mm x WIDTH: 745mm x DEPTH: 50mm

Overall dimensions of the Burner Unit (including workings underneath): HEIGHT: 305mm x WIDTH: 500mm x DEPTH: 215mm

Fire opening size : HEIGHT: 315mm x WIDTH: 505mm x DEPTH: 265mm

Dimensions of standard enclosure (without Gather): HEIGHT: 540mm x WIDTH: 510mm x DEPTH: 240mm

Dimensions of standard enclosure (with Gather): HEIGHT: 845mm x WIDTH: 510mm x DEPTH: 240mm

Dimensions of required construction opening (including gather): HEIGHT: 850mm x WIDTH: 540mm x DEPTH: 280mm

Dimensions of required construction opening (without gather): HEIGHT: 550mm x WIDTH: 540mm x DEPTH: 280mm

CAST SLIT POWER RATING:

High and low flame setting (gas only):

Heat input high: NG - 7KW LPG - 7KW

Heat input low: NG - 4.6KW LPG - 4KW

OTHER TECHNICAL INFORMATION:

1. ODS (Oxygen Depletion System) fitted to fire to monitor oxygen levels in the room.
2. Minimum flue requirements - Class 2 - 127cm² x 3m length.
3. If installing the cast slit into a Class 1 Chimney it recommended that the CVO Enclosure and Gather are used to ensure flame activity is stable.
4. Purpose provided ventilation in line with building regulations may be required.
5. Approximate running costs per hour on low (subject to your gas supplier tariff): NG - 5.15p LPG - 13.06p
6. Enclosure & Gather
 - a. The Standard Enclosure is designed for a Class 2 Chimney flue with a diameter of 127mm and a minimum flue length of 3 meters.
 - b. The Enclosure is supplied without a Gather as Standard. If a Gather is required this should be ordered when ordering the fireplace to avoid installation delays.
 - c. The Gather is designed to match the Enclosure to a Class 2 [125mm] Flue Liner
7. There are 3 Fascia styles available:
 - a. Stone - See Technical Drawing Below - This is bonded to the wall around the enclosure. Various style types are available. Note: Limestone is a natural material which contains fossils, of which the quantity is not controllable.
 - b. Raised Metal - See Technical Drawing Below - This is mounted to the Enclosure.
 - c. Flat Metal - This is a very basic metal flange - 745mm Wide x 445mm High - This is mounted to the Enclosure

ENCLOSURE WITH STONE FASCIA

CVO reserve the right to amend and improve any of the specification sheets without prior notice.

All fires are living flames. Sooting can occur as a natural bi-product of a living flame and cannot be controlled or eliminated. Weathering and sooting of the enclosures is a natural and normal occurrence. This, understandably is more obvious on light coloured materials such as white stone and white powder coated steel.

Cast bronze and cast iron are hand sand cast and polished. Pitting and air holes are normal and a part of the unique quality of such a piece.



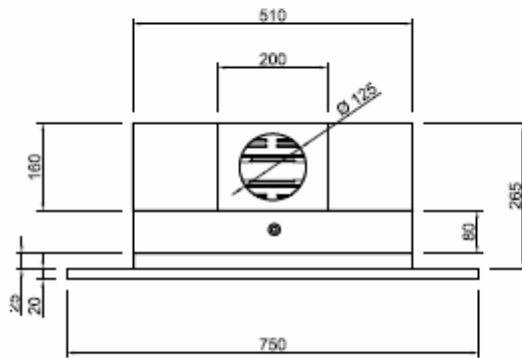
AIRBRICK CHART	
Input Energy:	
0-7KW	No Airbrick Required
8-9KW	11cm ² free air
10-15	36cm ² free air
16-18KW	50cm ² free air
KEY	
NG - NATURAL GAS	
SF - SOLID FUEL	
LPG - LIQUID PETROLEUM GAS	
ALL DIMENSIONS WITHIN +/- 2mm	

Spirit Fires Ltd, 4 Beaumont Square Durham Way South Aycliffe Industrial Park
 Newton Aycliffe County Durham DL5 6SW
 Tel: +44 (0) 1325 327 221 Fax: +(0)1325 327 292
 Email info@cvo.co.uk

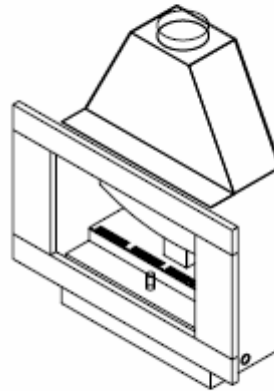
SPECIFICATION SHEET
CAST SLIT WITH ENCLOSURE [Class 2]
 Index # 11, Rev-15
 Page 2 of 3

NOTE - The dimensions on this product are for a metal enclosure with a stone fascia,

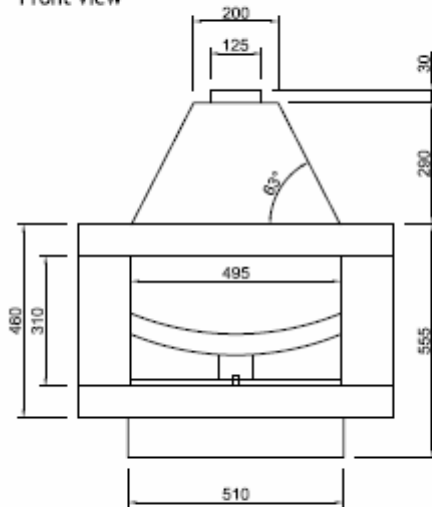
Top view



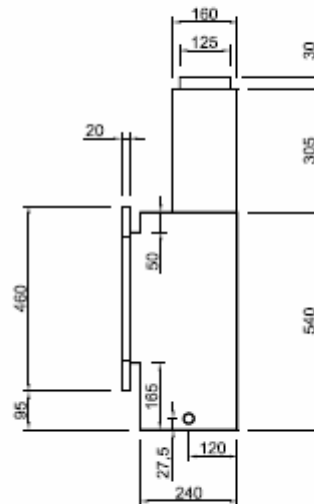
Perspective view



Front view



Side view



For the builders opening please allow 50mm gap around the sides and the back of the unit for adjustments and gas supply.

CVO reserve the right to amend and improve any of the specification sheets without prior notice.

All fires are living flames. Sooting can occur as a natural bi-product of a living flame and cannot be controlled or eliminated. Weathering and sooting of the enclosures is a natural and normal occurrence. This, understandably is more obvious on light coloured materials such as white stone and white powder coated steel.

Cast bronze and cast iron are hand sand cast and polished. Pitting and air holes are normal and a part of the unique quality of such a piece.



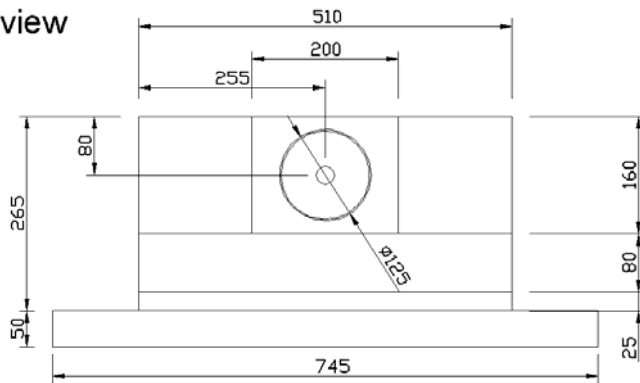
AIRBRICK CHART	
Input Energy:	
0-7KW	No Airbrick Required
8-9KW	11cm ² free air
10-15	36cm ² free air
16-18KW	50cm ² free air
KEY	
NG	- NATURAL GAS
SF	- SOLID FUEL
LPG	- LIQUID PETROLEUM GAS
ALL DIMENSIONS WITHIN +/- 2mm	

Spirit Fires Ltd, 4 Beaumont Square Durham Way South Aycliffe Industrial Park
 Newton Aycliffe County Durham DL5 6SW
 Tel: +44 (0) 1325 327 221 Fax: +(0)1325 327 292
 Email info@cvo.co.uk

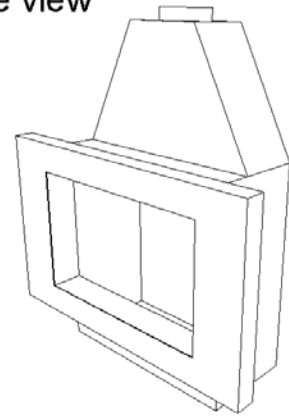
SPECIFICATION SHEET
CAST SLIT WITH ENCLOSURE [Class 2]
 Index # 11, Rev-15
 Page 3 of 3

ENCLOSURE WITH RAISED METAL FASCIA

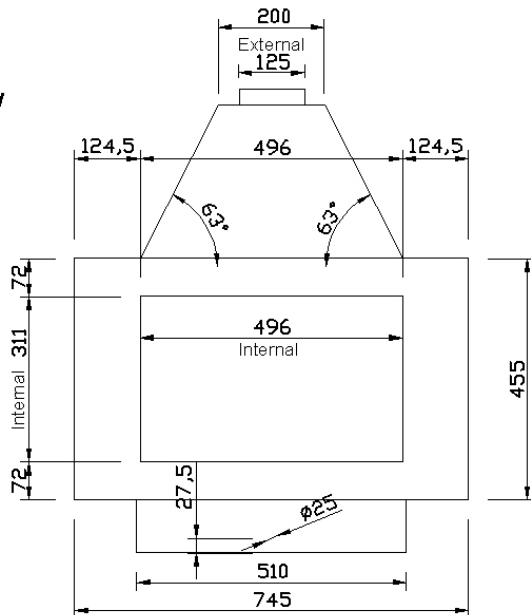
Top view



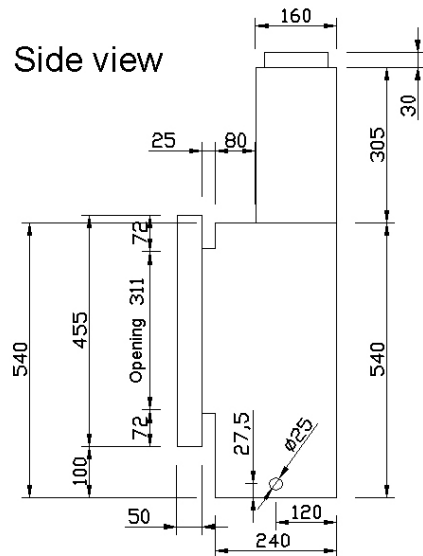
Perspective view



Front view



Side view



CVO reserve the right to amend and improve any of the specification sheets without prior notice.

All fires are living flames. Sooting can occur as a natural bi-product of a living flame and cannot be controlled or eliminated. Weathering and sooting of the enclosures is a natural and normal occurrence. This, understandably is more obvious on light coloured materials such as white stone and white powder coated steel.

Cast bronze and cast iron are hand sand cast and polished. Pitting and air holes are normal and a part of the unique quality of such a piece.



AIRBRICK CHART	
Input Energy:	
0-7KW	No Airbrick Required
8-9KW	11cm ² free air
10-15	36cm ² free air
16-18KW	50cm ² free air
KEY	
NG	- NATURAL GAS
SF	- SOLID FUEL
LPG	- LIQUID PETROLEUM GAS
ALL DIMENSIONS WITHIN +/- 2mm	

Spirit Fires Ltd, 4 Beaumont Square Durham Way South Aycliffe Industrial Park
 Newton Aycliffe County Durham DL5 6SW
 Tel: +44 (0) 1325 327 221 Fax: +(0)1325 327 292
 Email info@cvo.co.uk