

SPECIFICATION SHEET

FIRE LINE [Flueless]

Index # 2, Rev-14 / 28-Sept-2009

Page 1 of 2

FIRE OPTIONS:

1. FIRE LINE CLASSICO - This has a highly polished interior.
2. FIRE LINE MODERNO - This has a satin black interior.

FASCIA MATERIAL OPTIONS:

1. Choose from a wide range of stone fascia options (see website) - Limestone, Indian Sandstone, Black Granite, Silver Travertine, Madre Perle, Matrix, Rainforest, Cream Travertine, Olympico. Mirror Fascia in either Mitre Cut or Straight Cut.
2. For volume purchases different Fascia materials, colours and sizes will be considered.

CE APPROVAL:

Gas Category	Natural Gas				LPG		
	I _{2H}	I _{2E}	I _{2E+}	I _{2L}	I _{3P(37)}	I _{3B/P(30)}	I ₃₊
Gas Type	G20	G20	G20/G25	G25	G31	G30/G31	G30/G31
Supply Pressure (mbar)	20	20	20/25	25	37	30	28-30/37
Countries of Destination	AT, CH, CZ, DK, ES, FI, GB, GR, IE, IT, NO, PT, SE	DE, LU	BE, FR	NL	ES, GB, GR, IE, IT, PT	CH, CZ, DK, FI, GR, NL, NO, SE	BE, CH, CZ, ES, FR, GB, GR, IE, IT, PT

INLET POWER, ROOM INTERNAL SPACE AND FREE AIR VENT

Gas Type	Fire Heat Input Version		"Minimum" Internal Room Space	Required Free Air Wall Vent	Approx Running Cost
	HIGH	LOW			
Natural Gas - 2.7kW	2.7 kW	2.0 kW	27 m ³	100 cm ²	7p/Hour *
Natural Gas - 3.5kW	3.5 kW	2.7 kW	35 m ³	125 cm ²	9p/Hour *
LPG/Propane - 3.5kW	3.5 kW	2.7 kW	35 m ³	125 cm ²	21p/Hour **

* Based on approximate figures as gas prices are variable.

** Based on a 47Kg Bottle at £39.99/Bottle.

DIMENSIONS:

- Overall dimensions of the stone surround: HEIGHT: 705mm x WIDTH: 970mm x DEPTH: 20mm. Overall Wall Projection is 170mm.
- Dimensions of Fascia Opening: HEIGHT: 265mm x WIDTH: 450mm.

OTHER TECHNICAL INFORMATION:

1. Easy Installation with "Hung on Wall" Design
2. Ventilation Requirements :
 - a. The room in which the fire is to be installed must have a wall vent as specified in the table shown above.
 - b. The room in which the fire is to be installed must have a window that can be opened.
 - c. The vent must be positioned at least 1m away from the appliance.
3. Room Size:
 - a. The fire must not be used in an internal space of "less" than as "minimum" specified in the table above.
 - b. Adjoining spaces not separated by a door may be included.
 - c. Example Calculation - 2.5m x 4m x 4.5m = 45m³.
 - d. To convert from cubic feet (ft³) to cubic metre (m³), divide the room's volume in cubic feet by 35.3.
4. Fire is available to buy for Natural Gas or LPG/Propane. Please specify when ordering.
5. Manual Control as Standard, Remote option is available on request.
6. Remote option requires a 240V 3A supply - note the Natural Gas remote version is available in 3.5kW only.

CVO reserve the right to amend and improve any of the specification sheets without prior notice.

All fires are living flames. Sooting can occur as a natural bi-product of a living flame and cannot be controlled or eliminated. Weathering and sooting of the enclosures is a natural and normal occurrence. This, understandably is more obvious on light coloured materials such as white stone and white powder coated steel.

Cast bronze and cast iron are hand sand cast and polished. Pitting and air holes are normal and a part of the unique quality of such a piece.



Spirit Fires Ltd, 4 Beaumont Square Durham Way South Aycliffe Industrial Park
 Newton Aycliffe County Durham DL5 6SW
 Tel: +44 (0) 1325 327 221 Fax: +(0)1325 327 292
 Email info@cvo.co.uk

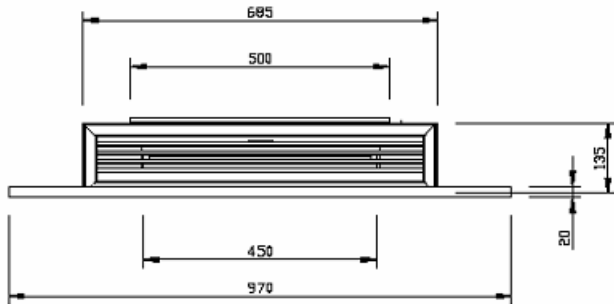
SPECIFICATION SHEET

FIRE LINE [Flueless]

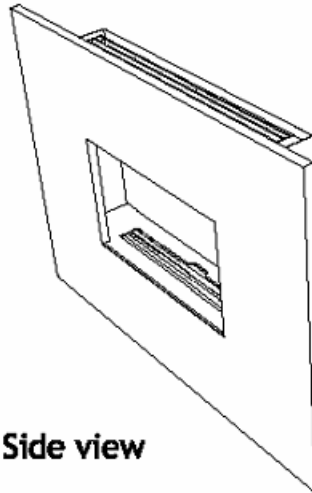
Index # 2, Rev-14 / 28-Sept-2009

Page 2 of 2

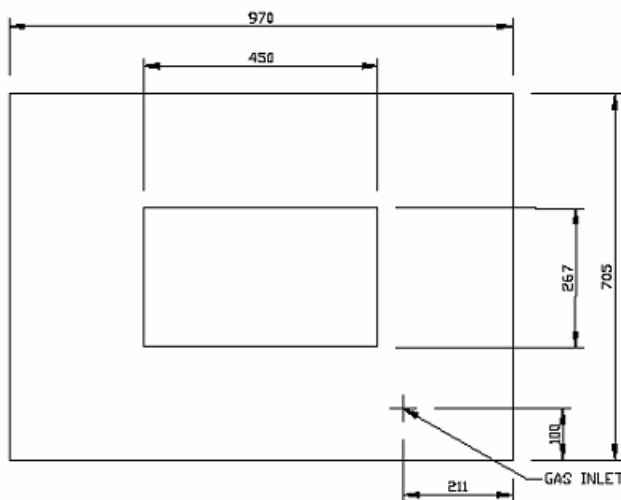
Top view



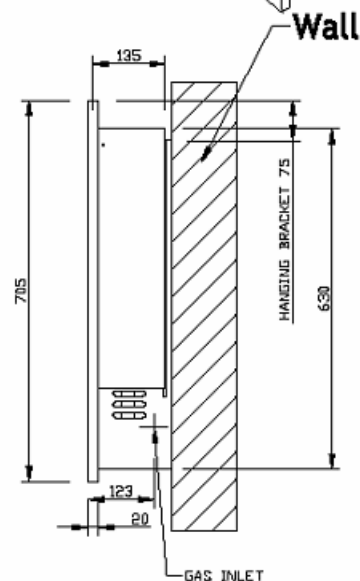
Perspective view



Front view



Side view



All dimensions are within +/- 2mm.

NOTE - Add 15mm extra on the overall depth on stone fascia units.

CVO reserve the right to amend and improve any of the specification sheets without prior notice.

All fires are living flames. Sooting can occur as a natural bi-product of a living flame and cannot be controlled or eliminated. Weathering and sooting of the enclosures is a natural and normal occurrence. This, understandably is more obvious on light coloured materials such as white stone and white powder coated steel.

Cast bronze and cast iron are hand sand cast and polished. Pitting and air holes are normal and a part of the unique quality of such a piece.



Spirit Fires Ltd, 4 Beaumont Square Durham Way South Aycliffe Industrial Park
 Newton Aycliffe County Durham DL5 6SW
 Tel: +44 (0) 1325 327 221 Fax: +44(0)1325 327 292
 Email info@cvo.co.uk